


# Product Catalog

## Solid Handling Industrial Pump "P" Series



**WEL-TECH  
EQUIPMENTS PVT LTD**

Centrifugal Process Pumps & Spares

## Our Company

Manufacturer

of centrifugal process pumps with utmost quality standards and wide range of pumping solutions for any customer needs sets us apart as one of the most established manufacturer in India.

Strict

quality standards and our drive to develop the most power efficient pumping solutions have centralized us as the most diverse and efficient manufacturer with products available in all segments from simple water transfer pumps to strict FDA certified Pumping solutions in chemical and pharmaceutical industries.

Based in

Ahmedabad, Gujarat, India

With

service support across the globe through various and well connected suppliers and dealers, our global footprint allows us with a wide network of business and supply. We can supply spares and pumps within a small time frame to ensure a steady drive in your business with lowest possible downtime.

We pride in

our customer support and always on hand approach, marketing teams are guided and offer support anytime anywhere. We do not believe in routing our customers through various channels for sales and support.

The contact

you save is the contact you will call for all your needs.

## Solid Handling Industrial Pumps "P"

Your One Stop Solution for all pumping needs!

Designed to specifically to handle solids in fluids used in Paper and Pulp, Chemical, Sugar, Waste and Palm Oil Industries.

The Back Pull Out design greatly facilitates maintenance of the P Series. Thanks to the similarity between the structural parts, the stock of spare parts can be limited.

Available MOC:

- Cast Iron
- Ductile Iron (SG Iron)
- SS 304
- SS 316
- SS 410
- Duplex SS 2205/2507

Robust Design and impeccable performance has proved that P-Series is the most revolutionary design to hit the market for multiple use case scenarios, consistent performance in the pulp and paper industries, Chemical industries and food processing industries has made this a go-to series for a trouble free operation for many of our clients.

A unique and efficient design impeller is at the heart of this amazing pump. With sleek veins, gradually curving arcs fits form and function to this pump and what its made for.



# Product Application & Key Features

## Pump Standards

- Design Pressure : PN10/16
- Pump Performance: ISO9906 GR-III
- Flange Design: ISO7005 PN 16
- Dimensions: ISO 2858
- Pump Design Standard: ISO 5199
- Product Safety: EN 809, EN 12100-1, ISO 12100-2
- Flange Bore: ANSI B 16.1/5 Class 125/150
- Flange Drilling: ISO 2084, PN 10/16 (DIN 2501, SFS 2123)

## Field Application

- Pulp Production
- Recycled Fibre Preparation
- Papermaking
- Chemical Industry
- Food Industry
- Energy Supply
- Water Supply
- Waste Water Treatment



## Industrial Usage

Designed to work with harshest fluids that may come in during operation ranging from Pulp and Paper to Chemical industries & Paper Making Industry



## General Purpose Uses

From Uses where high Discharge is required or food processing purposes to Palm Oil & other Refining purposes, Weltech has got you covered.



## Food Processing

## Waste Water Treatment



## Palm Oil & Other Refinery



# P Series

## Shaft Sealing:


- Single mechanical seal for stock conveyance without sealing and rinsing water.
- Capital investment and operating cost savings.

## Two wear linings:

- To protect the pump casing and casing cover.


## Open Impeller:

- With Three blades for a large open cross section.
- With Six blades for high-pressure and low pulsations.



### **Sturdy shaft:**

- Ensures minimum shaft deflection and low mechanical vibration.



### **Oversized bearing:**

- Long service life.

### **Sturdy Bearing support:**

- A Single casting consisting of bearing casing and lantern.
- Capital investment and operating cost savings.

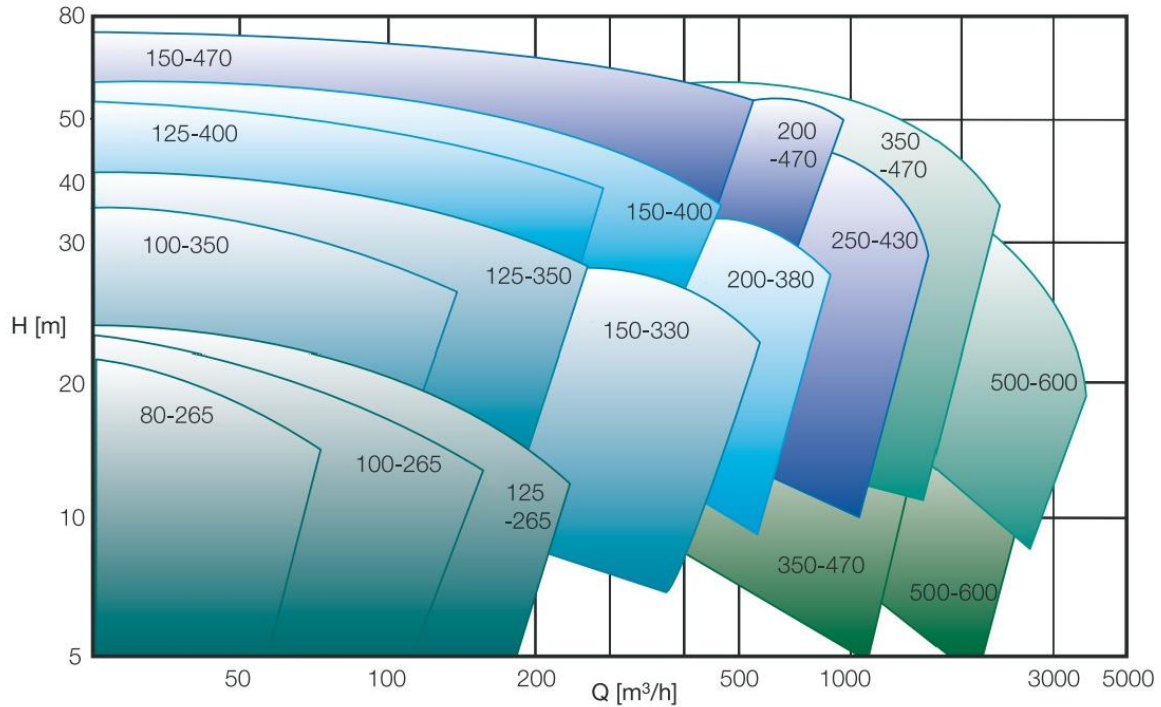


# Technical Data

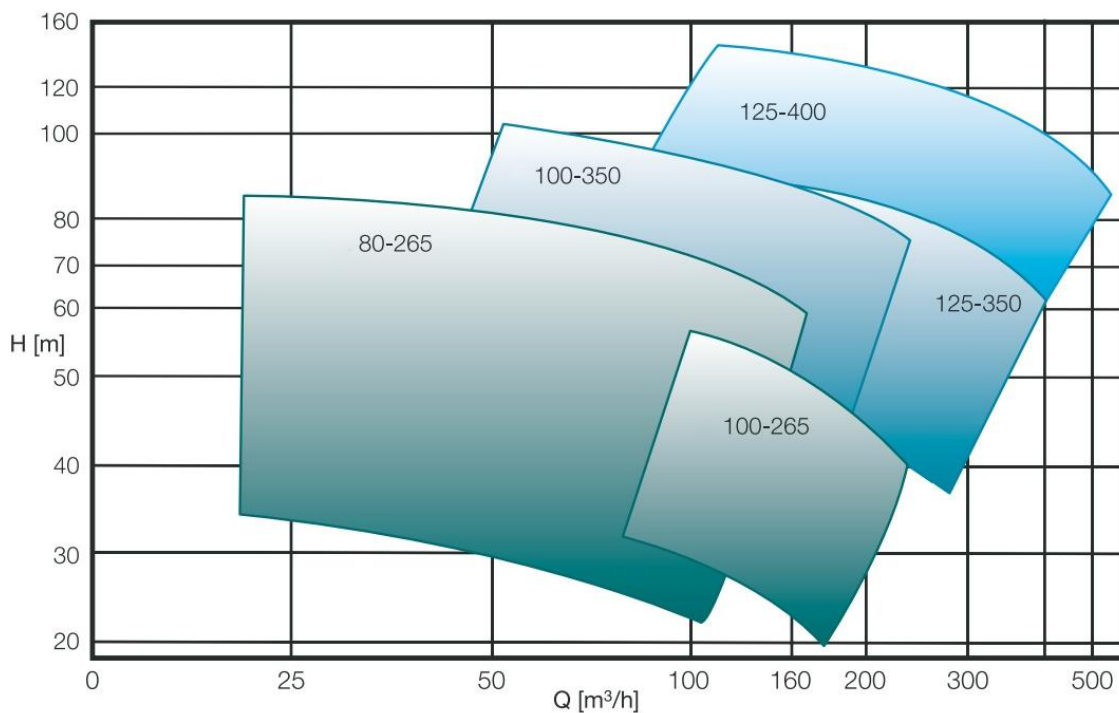
## Technical Specifications

Max Capacity 4000 m<sup>3</sup>/Hr  
Max Head 140 m  
Max Working Pressure 1600kPa (16 Bar)  
Max Temperature 140 °C  
Max Speed 3000 rpm

### Characteristic curve 1500 rpm



### Characteristic curve 3000 rpm



# Our Design Insights

## Product Testing

Everybody Knows This, You cant sell a product in which you dont trust.

**Neither do we.**

With our inhouse performance test facility, we sell what we believe has worked and designed with utmost precision. Perfect selection and test certificates ranging from Material Certification to Performance Results, everything is available to our customers at a moment's Notice.

Infact, our customers can arrange a visit to our production facility for onsite testing whenever they please.

We are'nt just giving you products, we provide trust.



## Product Design

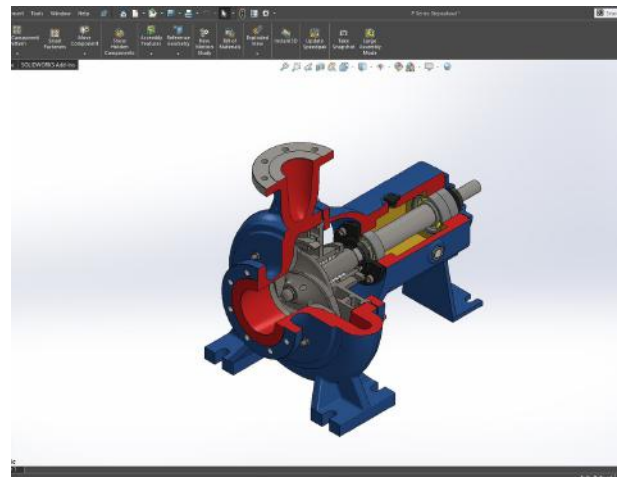
Nobody likes a product that doesnt seem reliable and well designed.

**Neither do we.**

With Solidworks 3D Design software and CSWA & CSWP Certified Personnel, we have upped the game of our design strategies with amazingly detailed Research and Simulation runs on our individual products with amazing degree of finesse.

It saves us time and you as our customer, from buying a faulty product.

Our design team works closely with the customer for enhanced support and pre-install troubleshooting.



# Wel-tech Equipments PVT LTD

**Address: Plot No. 57/9 Phase 1, near Kiran Industries,  
Vatva GIDC, Vatva, Ahmedabad, Gujarat, India. 382445**

**Email: [hiteshramoliam34@gmail.com](mailto:hiteshramoliam34@gmail.com),  
[marketing@weltechpumps.com](mailto:marketing@weltechpumps.com)**

**Phone: 8238996993, 9925040029, 9825328937**